



District Report Card: 2017


State: Odisha	District: Khordha
Class: 8	Subject: Science
Schools: 51	Students: 1342


Participation/Coverage


Students

GENDER 	Boys		Girls	
	Number	%	Number	%
	577	43.00	765	57.00

AREA 	Rural		Urban	
	Number	%	Number	%
	947	70.57	395	29.43

CATEGORY 	SC		ST		OBC		GEN	
	Number	%	Number	%	Number	%	Number	%
	222	16.54	138	10.28	589	43.89	393	29.28

CWSN 	LD	VI	HI	S&LD	ID	Oth
	2	6	1	1	0	33

Management 	Government		Government-aided	
	Number	%	Number	%
	1226	91.36	116	8.64

Average Performance of Students in Science (%)

Overall	Gender		Area		Management		Social Group			
	Male	Female	Rural	Urban	Govt.	Aided	SC	ST	OBC	GEN
42.16	43.39	41.23	43.79	38.24	42.45	39.02	31.65	44.20	44.90	43.26

Performance on Learning Outcomes (LOs)

Learning Outcomes	Description	Average Performance(%)
SCI703	Classifies materials and organisms based on properties/characteristics	40.35
SCI704	Conducts simple investigation to seek answers to queries	31.75
SCI705	Relates processes and phenomenon with causes	41.37
SCI708	Measures and calculates e.g., temperature; pulse rate; speed of moving objects; time period of a simple pendulum, etc.	42.55
SCI710	Plots and interprets graphs	37.13
SCI711	Constructs models using materials from surroundings and explains their working	32.78
SCI801	Differentiates materials, organism and processes	48.92
SCI804	Relates processes and phenomenon with causes	50.60
SCI805	Explains processes and phenomenon	37.00
SCI807	Measures angles of incidence and reflection, etc.	38.82
SCI811	Applies learning of scientific concepts in day-to-day life	40.58
SCI813	Makes efforts to protect environment	65.80

Range of Performance of Students who Answered Correctly							
Below 30%		30% - 50%		50% - 75%		Above 75%	
Number	%	Number	%	Number	%	Number	%
429	31.97	492	36.66	299	22.28	122	9.09

Lowest Performing Learning Outcomes (LOs)

- 1 - Conducts simple investigation to seek answers to queries (31.75)
- 2 - Constructs models using materials from surroundings and explains their working (32.78)
- 3 - Explains processes and phenomenon (37.00)
- 4 - Plots and interprets graphs (37.13)
- 5 - Measures angles of incidence and reflection, etc. (38.82)